


Usage History

Property address: 1302 SAMPSON ST, BUTTE, MT, 597013406

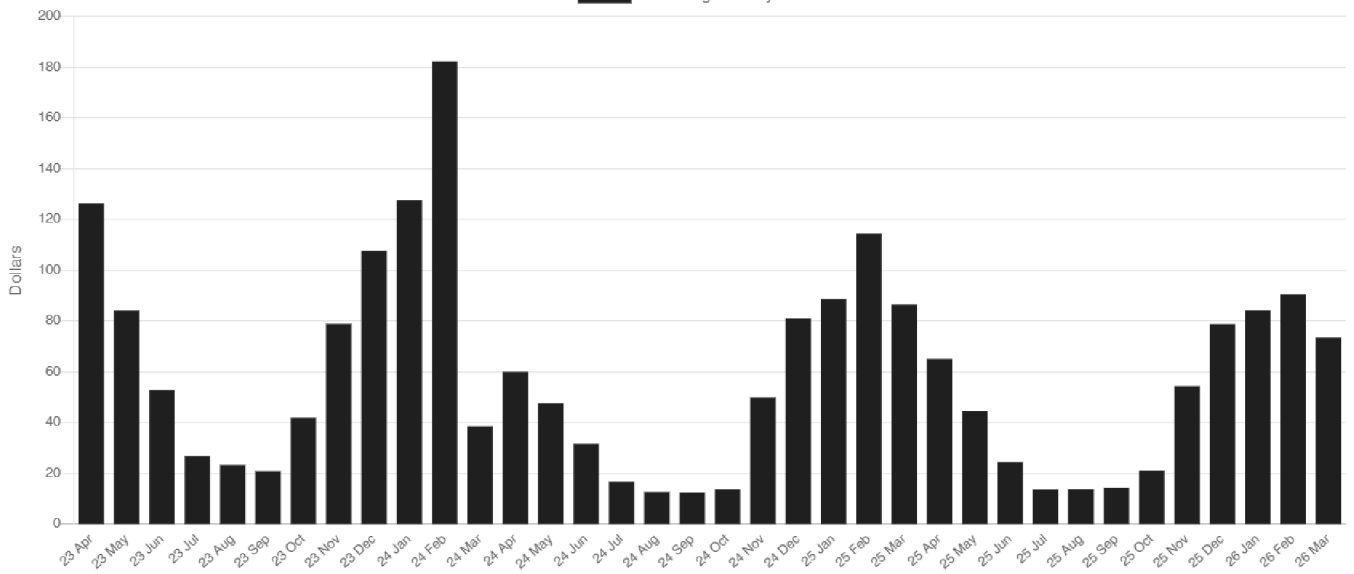
Show usage for

View Usage ☐

 mm/dd/yyyy - mm/dd/yyyy

Gas Usage History

Gas Usage History



Previous Usage ①



<input type="checkbox"/> Usage Period	Service Type	Usage (Therms)	Number of Days	Amount Billed
<input type="checkbox"/> Mar 2026	Gas	92	29	\$73.55
<input type="checkbox"/> Feb 2026	Gas	112	31	\$90.49
<input type="checkbox"/> Jan 2026	Gas	103	31	\$84.17
<input type="checkbox"/> Usage Period	Service Type	Usage (Therms)	Number of Days	Amount Billed
<input type="checkbox"/> Dec 2025	Gas	96	33	\$78.79
<input type="checkbox"/> Nov 2025	Gas	63	28	\$54.4
<input type="checkbox"/> Oct 2025	Gas	19	29	\$20.96
<input type="checkbox"/> Sep 2025	Gas	10	30	\$14.26
<input type="checkbox"/> Aug 2025	Gas	9	32	\$13.77
<input type="checkbox"/> Jul 2025	Gas	9	30	\$13.66
<input type="checkbox"/> Jun 2025	Gas	24	32	\$24.4
<input type="checkbox"/> May 2025	Gas	52	30	\$44.54
<input type="checkbox"/> Apr 2025	Gas	78	29	\$65.05
<input type="checkbox"/> Mar 2025	Gas	107	29	\$86.51
<input type="checkbox"/> Feb 2025	Gas	146	32	\$114.45
<input type="checkbox"/> Jan 2025	Gas	115	31	\$88.66
<input type="checkbox"/> Usage Period	Service Type	Usage (Therms)	Number of Days	Amount Billed
<input type="checkbox"/> Dec 2024	Gas	111	32	\$80.97
<input type="checkbox"/> Nov 2024	Gas	66	29	\$49.84
<input type="checkbox"/> Oct 2024	Gas	11	29	\$13.74
<input type="checkbox"/> Sep 2024	Gas	9	32	\$12.45
<input type="checkbox"/> Aug 2024	Gas	9	30	\$12.67
<input type="checkbox"/> Jul 2024	Gas	16	30	\$16.69
<input type="checkbox"/> Jun 2024	Gas	38	32	\$31.68
<input type="checkbox"/> May 2024	Gas	58	30	\$47.55
<input type="checkbox"/> Apr 2024	Gas	73	29	\$59.98
<input type="checkbox"/> Mar 2024	Gas	48	14	\$38.46
<input type="checkbox"/> Feb 2024	Gas	238	18	\$182.37

Usage History

Property address: 1302 SAMPSON ST, BUTTE, MT, 597013406

Show usage for Electricity

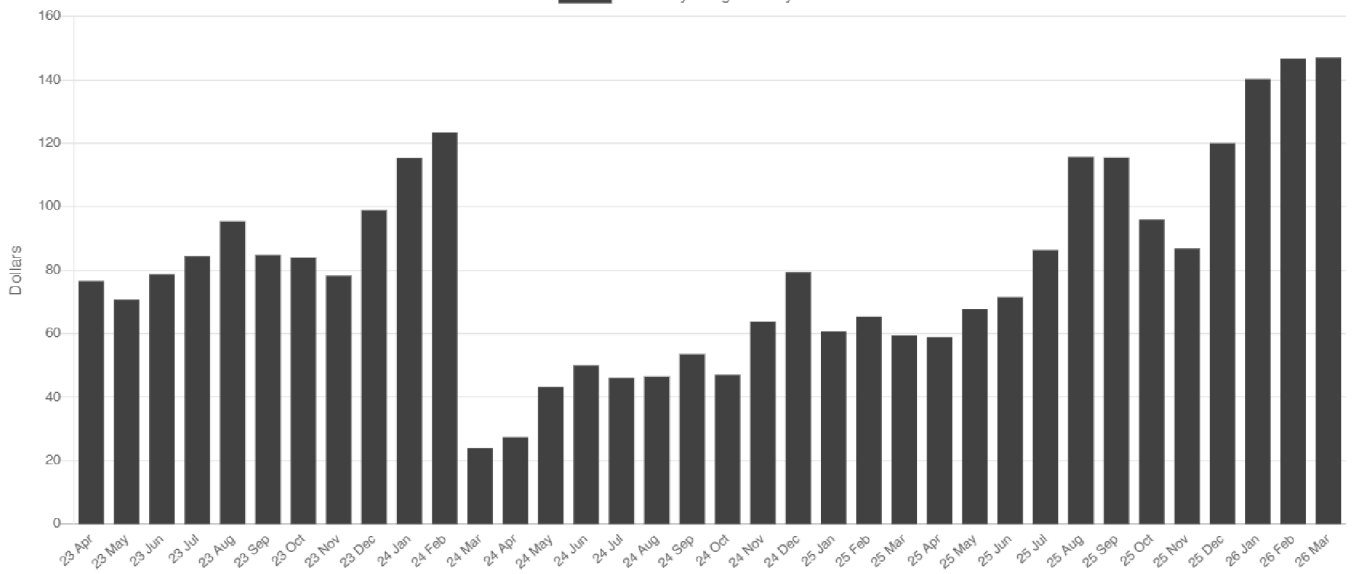
View Usage



mm/dd/yyyy - mm/dd/yyyy

Electricity Usage History

Electricity Usage History



Previous Usage ①



<input type="checkbox"/> Usage Period	Service Type	Usage (kWh)	Demand	Number of Days	Amount Billed
<input type="checkbox"/> Mar 2026	Electricity	959	0	29	\$147.1
<input type="checkbox"/> Feb 2026	Electricity	944	0	31	\$146.78
<input type="checkbox"/> Jan 2026	Electricity	934	0	31	\$140.26
<input type="checkbox"/> Usage Period	Service Type	Usage (kWh)	Demand	Number of Days	Amount Billed
<input type="checkbox"/> Dec 2025	Electricity	809	0	33	\$120.02
<input type="checkbox"/> Nov 2025	Electricity	577	0	28	\$86.8
<input type="checkbox"/> Oct 2025	Electricity	598	0	29	\$95.92
<input type="checkbox"/> Sep 2025	Electricity	705	0	30	\$115.57
<input type="checkbox"/> Aug 2025	Electricity	706	0	32	\$115.74
<input type="checkbox"/> Jul 2025	Electricity	533	0	30	\$86.38
<input type="checkbox"/> Jun 2025	Electricity	471	0	32	\$71.47
<input type="checkbox"/> May 2025	Electricity	491	0	30	\$67.66
<input type="checkbox"/> Apr 2025	Electricity	432	0	29	\$58.93
<input type="checkbox"/> Mar 2025	Electricity	441	0	29	\$59.54
<input type="checkbox"/> Feb 2025	Electricity	487	0	32	\$65.33
<input type="checkbox"/> Jan 2025	Electricity	459	0	31	\$60.66
<input type="checkbox"/> Usage Period	Service Type	Usage (kWh)	Demand	Number of Days	Amount Billed
<input type="checkbox"/> Dec 2024	Electricity	579	0	32	\$79.37
<input type="checkbox"/> Nov 2024	Electricity	448	0	29	\$63.75
<input type="checkbox"/> Oct 2024	Electricity	309	0	29	\$47.02
<input type="checkbox"/> Sep 2024	Electricity	350	0	32	\$53.62
<input type="checkbox"/> Aug 2024	Electricity	300	0	30	\$46.55
<input type="checkbox"/> Jul 2024	Electricity	293	0	30	\$46.04
<input type="checkbox"/> Jun 2024	Electricity	319	0	32	\$50
<input type="checkbox"/> May 2024	Electricity	272	0	30	\$43.25
<input type="checkbox"/> Apr 2024	Electricity	169	0	29	\$27.41
<input type="checkbox"/> Mar 2024	Electricity	163	0	14	\$23.89
<input type="checkbox"/> Feb 2024	Electricity	867	0	18	\$123.44